

LONDON, 15 Piccadilly. *January, 1899*

EADWEARD MUYBRIDGE'S

Great Work on

ANIMAL LOCOMOTION

THE results of the investigation executed for the University of Pennsylvania are

Seven Hundred and Eighty-one Sheets of Illustrations

containing more than 20,000 figures of men, women, and children, animals and birds, actively engaged in walking, galloping, flying, working, jumping, fighting, dancing, playing at base-ball, cricket, and other athletic games, or other actions incidental to every-day life, which illustrate motion or the play of muscles.

These sheets of illustrations are conventionally called "plates," which have been printed from copper plates, prepared by the "photogravure" process.

Each Plate is Complete in itself without reference to any other Plate and illustrates the successive phases of a single action, photographed with automatic electro-photographic apparatus at regulated and accurately recorded intervals of time, *consecutively* from one point of view; or, *consecutively AND synchronously* from two, or from *three* points of view.


A series of twelve consecutive exposures, from each of the three points of view, are represented by an outline tracing on a small scale of plate 579, a complete stride of a horse walking; the intervals of exposures are recorded as being one hundred and twenty-six one-thousandths of a second.

Only thirty-five large Libraries and Art or Science Institutions in America and in Europe have subscribed for, and have now in their possession, a complete series of the 781 Plates, the subscription price for which was

One Hundred and Ten Guineas

in Great Britain for the complete series, bound in eleven volumes, full American-Russia leather, each plate *mounted on a linen guard*

Philadelphia, University of Pennsylvania, 1872-93

 *This grand Monumental Work, of which only thirty-seven perfect copies were produced, is entirely out of print; the Artist has no copy left*

I now offer a perfect copy, 11 vols. folio, strongly bound in russia, for

£105.

Will you secure it? A prompt answer will oblige, as this unique work is sure to rise in commercial value

BERNARD QUARITCH

ANIMAL LOCOMOTION

THE investigations of the Author are so well known, and so generally recognized as affording the only basis of truthful interpretation or accurate criticism of Animal Movement, that it is, perhaps, scarcely necessary to quote from the many elaborate reviews of *Animal Locomotion*, which have been published in the American, English, French, and German Scientific, Artistic, and other Journals.

The following are the numbers of Plates published of each class of subjects:—




Class	Plates Published
1. Men, draped	6
2. „ pelvis cloth	72
3. „ nude	133
4. Women, draped	60
5. „ transparent drapery and semi-nude	63
6. „ nude	180
7. Children, draped	1
8. „ nude	15
9. Movements of a man's hand	5
10. Abnormal movements, men and women, nude and semi-nude	27
11. Horses walking, trotting, galloping, jumping, &c.	95
12. Mules, oxen, dogs, cats, goats, and other domestic animals	40
13. Lions, elephants, buffaloes, camels, deer, and other wild animals	57
14. Pigeons, vultures, ostriches, eagles, cranes and other birds	27
Total number of Photogravure Plates...	781

Containing more than 20,000 Figures.




These photographic investigations—which were executed with wet collodion plates, with exposures not exceeding in some instances the one five-thousandth part of a second—will dispel many popular illusions as to the gaits of a horse, and completely unveil all the visible muscular action of men and animals even during their most rapid movements. . . .

Through the influence of its Provost, Dr. William Pepper, the University of Pennsylvania with an enlightened exercise of its functions as a contributor to human knowledge, the Author was instructed to make, under its auspices, a comprehensive investigation of “Animal Locomotion” in the broadest significance of the words, and some of the Trustees and friends of the University constituted themselves a committee for the purpose of promoting the execution of the work. These gentlemen were Dr. William Pepper, Chas. C. Harrison, J. B. Lippincott, Edw. H. Coates, Samuel Dickson and Thomas Hockley.


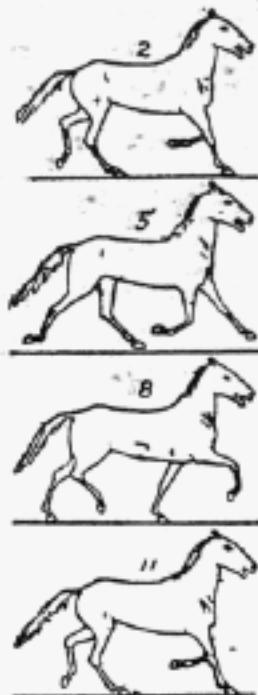

The Author acknowledges his obligations to these gentlemen for the interest they took in his labours; for without their generous assistance the work would probably never have been completed; the total amount expended—nearly forty thousand dollars—being entirely beyond his own resources. To Drs. F. X. Dercum, Geo. F. Barker and Horace Jayne, of the University, the Author is also indebted for much valuable assistance.



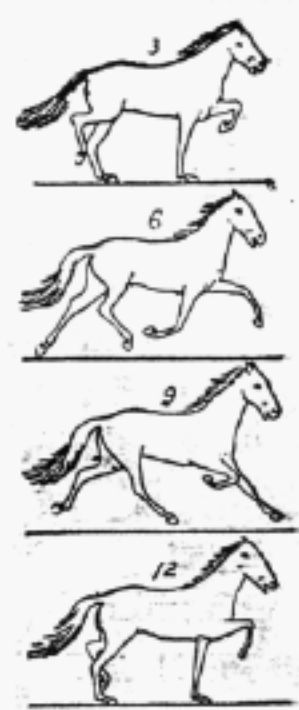
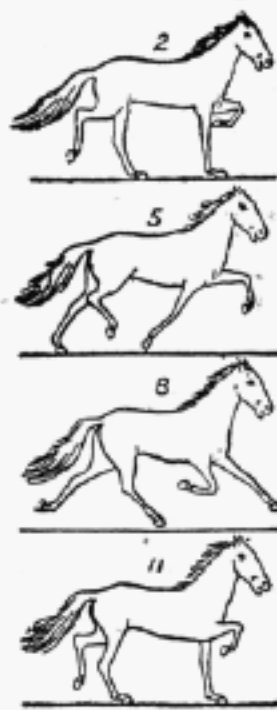

SOME CONSECUTIVE PHASES OF THE WALK.






SOME CONSECUTIVE PHASES OF THE AMBLE.



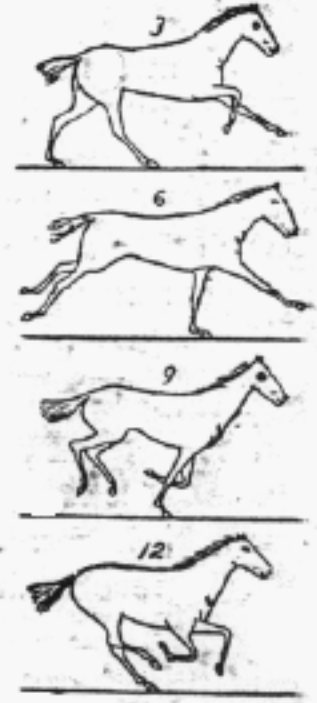
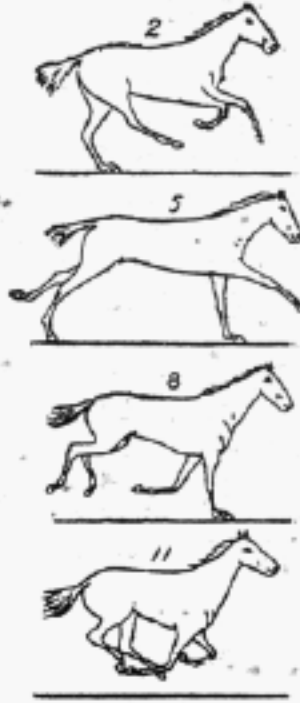

SOME CONSECUTIVE PHASES OF THE RACK.



SOME CONSECUTIVE PHASES OF THE TROT.



SOME CONSECUTIVE PHASES OF THE CANTER.



SOME CONSECUTIVE PHASES OF THE GALLOP.